


A Adam, Rouilly

AR505 - AR505/50

Enhanced Digital Eye and Ear Examination Trainer Set

Product Leaflet




Enhanced Digital Eye and Ear Examination Trainer Set



AR505

AR505/50



The Enhanced Eye and Ear Examination Trainer Set brings together two cutting-edge simulation tools, the Enhanced Digital Ear Examination Trainer (**Page 20**) and the Enhanced Digital Eye Examination Trainer (**Page 22**), to deliver a comprehensive, and inclusive learning experience in clinical examination skills.

Developed in collaboration with **Professor Vinod Patel**, Professor, Diabetes and Clinical Skills and **Professor Tony Wright**, Emeritus Professor of Otolaryngology, this dual trainer set redefines realism in otoscopy and ophthalmoscopy training.

The Enhanced Ear model features a comprehensive, newly classified library of 59 ear conditions (**Page 21**), displayed in lifelike detail on a high-resolution circular LCD screen. Representations of the tympanic membrane are the same in both light and dark skin toned models.

Using the Enhanced Eye model trainees can explore 36 eye conditions (**Page 23**) displayed in vivid clarity on a high-resolution circular LCD screens.


In darker-skinned patients, deeper pigmentation in the fundus reduces vessel visibility, a nuance replicated only in the AR503/50 Dark model. Offering two product versions enables trainees to gain an awareness of these visible variances.

Both products feature a responsive touchscreen interface with intuitive control, allowing users to browse, search, randomise, or display conditions in customisable sets. Dedicated Exam and Sleep modes allow for flexible training or assessment scenarios.

Together, the Set offers a seamless, advanced platform for mastering ear and eye examination techniques, combining anatomical realism, digital precision, and inclusive representation to elevate the standard of clinical education worldwide.

Features

- Condition Library: browse names and image previews for all conditions
- Search Function: instantly locate a condition for teaching or self-directed study
- Random Mode: display conditions in a varied sequence to keep learners interested
- Custom Sets: select up to 10 specific conditions in any order, for focused teaching or assessments
- Exam Mode: hide condition names and numbers for authentic test conditions. Sleep Mode is automatically disabled for uninterrupted practice
- Compatible with battery or USB-C mains power
- Intelligent sleep mode for power saving (automatically cancelled in Exam Mode)



- 1 Soft, Flexible and Realistic Pinna and Ear Canal
- 2 Conditions Displayed in High-Resolution and Vivid Clarity
- 3 Search, Randomise, or Display Conditions in Custom Sets

- 4 Dark Skin Tone Fundus, Represented Only on AR503/50
- 5 The Set is an Advanced Platform for Mastering Ear and Eye Examination Techniques
- 6 USB-C Worldwide Mains Power and Battery Power (Batteries Not Included)

Includes

- Rigid Carrying Case (x2)
- Shoulder Base (x2)
- USB-C Mains Adaptor with Worldwide Plug Fixings (x2)
- Instruction Manual (x2)

Safety in Training, Safety in Practice

Adam,Rouilly Limited, Castle Road, Eurolink Business Park,
Sittingbourne, Kent, ME10 3AG, United Kingdom

UK

+44 (0)1795 471 378
uksales@adam-rouilly.co.uk

Export

+44 (0)1795 411 064
sales@adam-rouilly.co.uk

Adam,Rouilly has over 100 years of experience in providing quality medical models and simulators.

As part of our policy of continuous product development, the specifications of our products may change without prior notice.

Should you require further information, please contact our Sales Department, who will be pleased to assist you with your enquiry.

www.adam-rouilly.co.uk



©Copyright 2026 **L0505 L1**