

Puerperal Uterus Palpation Training Model

LM-055

Instructions for use

Thank you very much for purchasing the puerperal uterus palpation training model.
Please read the instructions carefully for proper use.
Keep the instructions with care at hand.

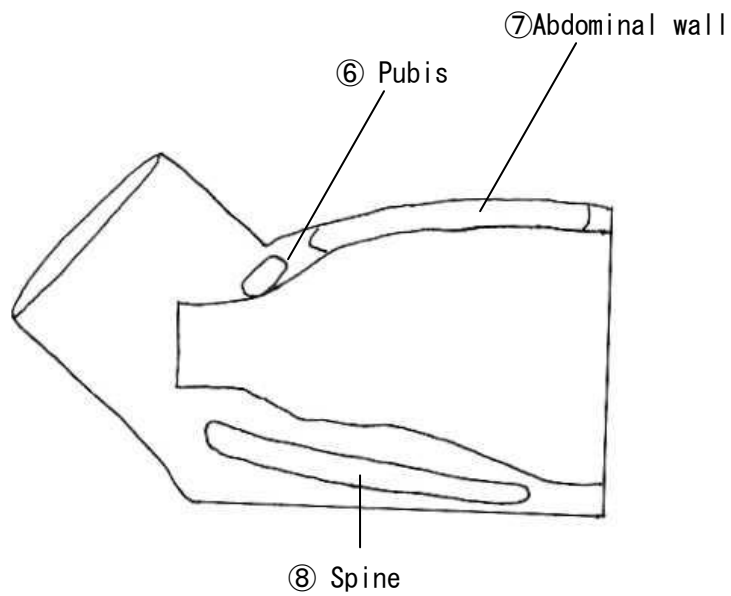
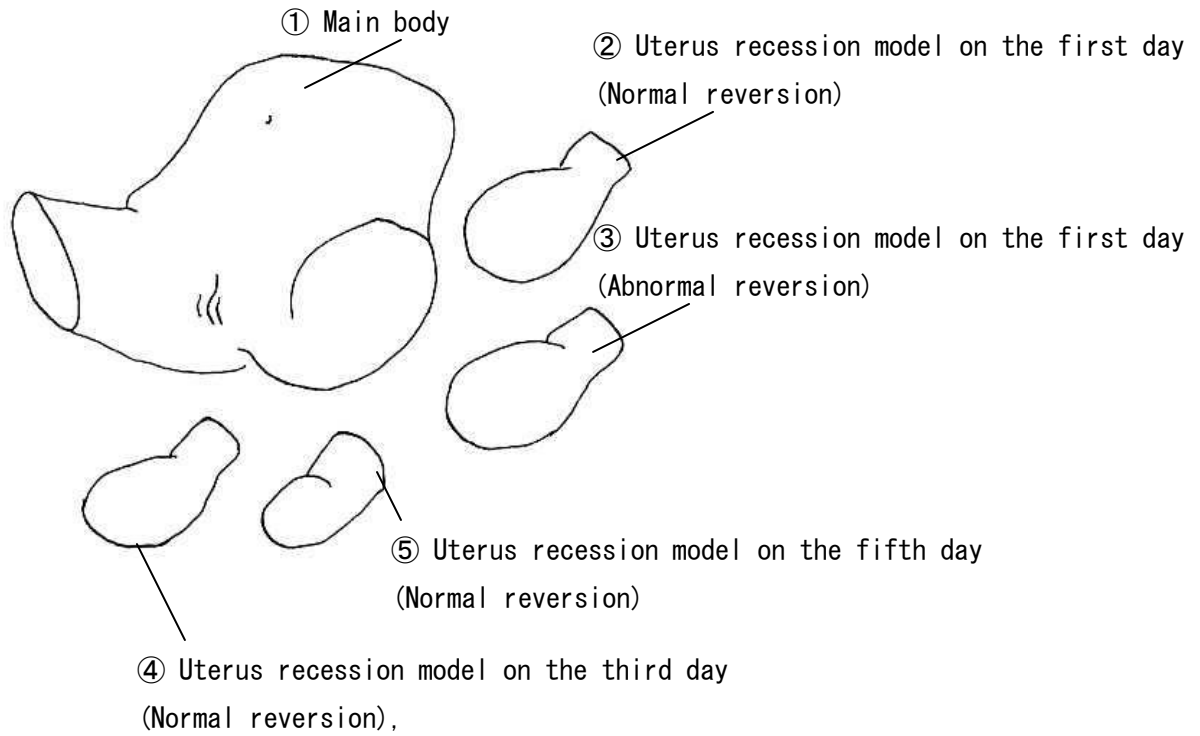
Contents

1. Name of each part
2. Instructions for handling
3. Cautions for use
4. Storage method
5. Composition and specification of the model
6. Accessories

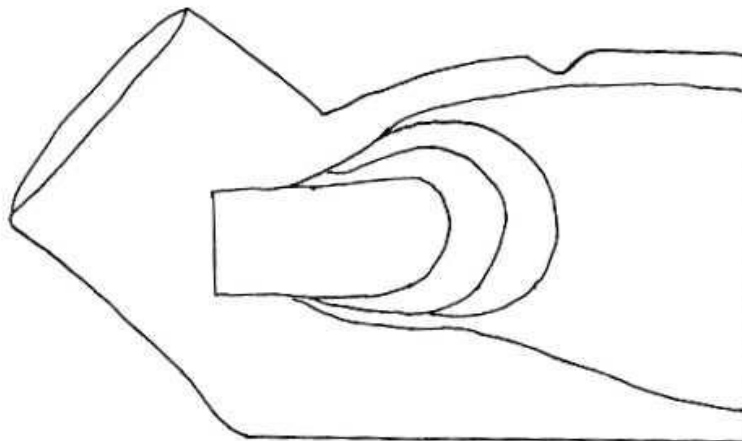


C-1-923-2-01-03

1. Name of each part



2. Instructions for handling



Method for setting a uterus recession model

- (1) Apply enough powder to the abdominal cavity of the uterus recession model.
- (2) Set the model in the position shown in the figure.
 - ※ Make sure that the model is not dislocated as the direction is fixed.

3. Cautions for use

- 1) Since this model is made to give the same sensation to a living body, unreasonable handling may lead to breakage of the model.
- 2) Pinching or beating the abdomen may lead to breakage of the model.
- 3) Use a diluted neutral detergent to remove dirt on the model; if this is not sufficient, use a gauze soaked with ethanol for disinfection to wipe off.
※ Use of solvents such as a thinner or benzene is prohibited.
- 4) Do not place anything on the abdomen; the model is deformed.
- 5) If the epidermis or uterus recession models are felt oily, apply the attached baby powder.

4. Storage

- (1) Store the main body with the attached cover in a place avoiding direct rays of the sun or ultraviolet rays.
- (2) Place the attached sponge for prevention of deformation in the abdominal cavity of the main body.
- (3) Put the uterus recession models in the attached bag.
- (4) When the attached bag get wet (with rain), the contents may be stained with dyes oozing out from the lining.

5. Composition and Specifications

1. Main Body
Weight 4.4kg Length 44cm Width 48cm
2. Uterus recession model on the first day (Normal reversion)
Approx. weight 1kg
3. Uterus recession model on the first day (Abnormal reversion)
Approx. weight 500g
4. Uterus recession model on the third day (Normal reversion)
Approx. weight 700g
5. Uterus recession model on the fifth day (Normal reversion)
Approx. weight 500g

6. Spares

Product	Quantity	Ref
Cloth	1	For Main Body
Sponge for prevention of deformation	1	For Main Body
Storage bag for Uterus	1	For Main Body
Powder	1	For Main Body

KOKEN CO.,LTD <http://www.kokenmpc.co.jp>

1-4-14 Koraku, Bunkyo-ku, Tokyo 112-0004 JAPAN

Email: customer@kokenmpc.co.jp