

# Maternity Simulation Jacket Type II LM-065

## Instructions for use

Thank you for purchasing our model of Maternity Simulation Jacket Type II.

Please read this instructions for use carefully for a proper use and keep this instructions at hand.

## Contents

1. Cautions for use
2. Procedure for wearing a maternity simulation jacket
3. Name of each part



## **1. Cautions for use**

### **Cautions for use**

- 1) Persons having lumbago or pregnant women must not wear this jacket because it imposes a burden on the waists and oppresses the abdomen.
- 2) In case pain is felt in the hip or in the abdomen or any abnormality such as vertigo occurs during use of the product, stop using the jacket.
- 3) Always wear the attached corset before wearing the product to prevent lumbago.
- 4) To wear the jacket correctly, do not wear by yourself since it may cause lumbago.
- 5) Do not put on high-heeled shoes or slippery shoes and do not run nor jump while wearing the jacket.

### **How to Launder**

- 1) Do not wash with water.
- 2) Do not use chlorine detergent.
- 3) Do not iron.
- 4) Dry cleaning is possible.
- 5) Dry clean the jacket taking out the breasts, abdominal weight, and iron grain bags. After cleaning fit each part to the jacket referring to a picture on page 3.
- 6) Do not wash the breasts, abdominal weight, and iron grain bags.

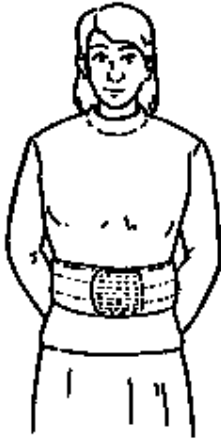
### **Cautions for storage**

- 1) Store in the bag with the abdominal side on top. If this side is on the bottom, the abdomen may be deformed due to the iron weights.

### **Materials**

100% cotton, Made in Japan

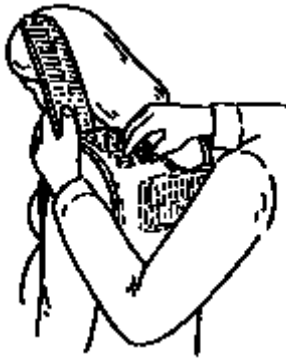
## 2. Procedure for wearing a maternity simulation jacket



- ① Wear the corset without fail for preventing lumbago.




- ② Set the abdomen of Maternity Simulation Jacket to the abdomen of a wearer.



- ③ Adjust the abdominal position by the shoulder belts.



- ④ Fix temporarily. Always start from the shoulders and proceed to the chest, abdomen and hip belts.



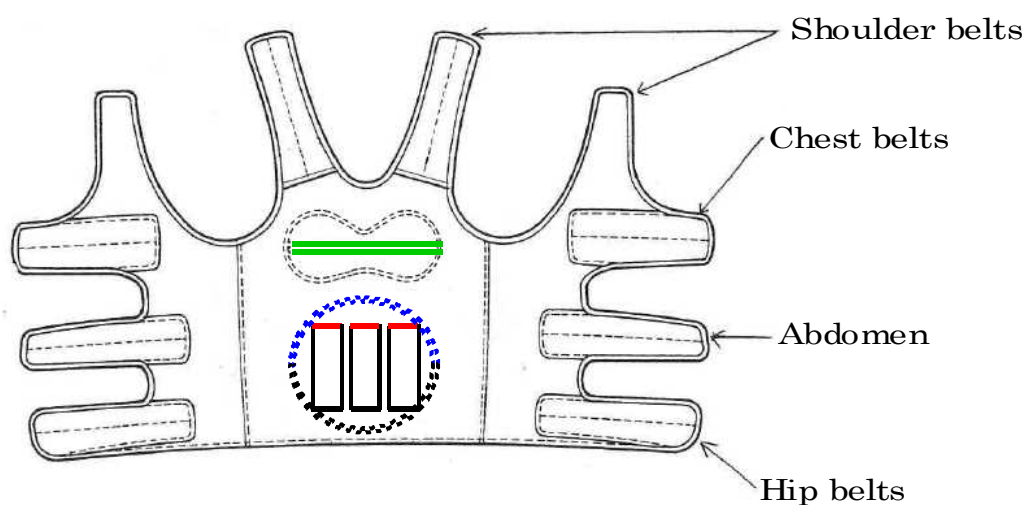
⑤



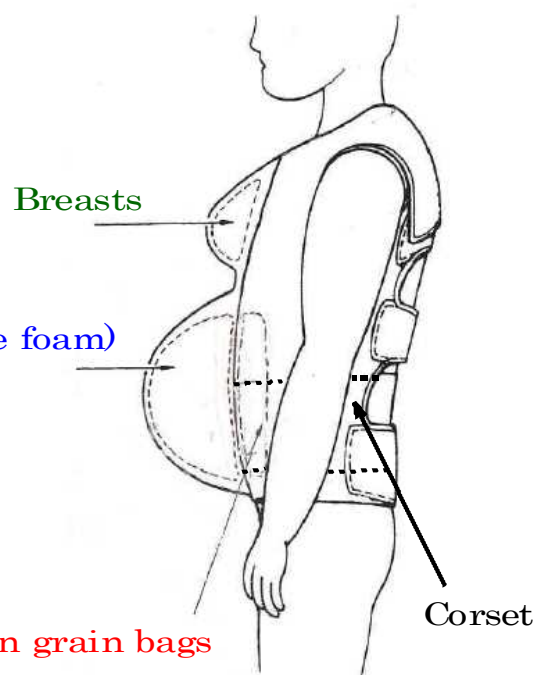
⑥

- ⑤ ⑥ Tighten the belts of Maternity Simulation Jacket so that the jacket fits snugly to body. (If the jacket does not fit snugly, it can cause lumbago and it will be difficult to accurately experience the feeling of pregnancy.)

### 3. Name of each part



Abdominal weight  
(iron grain covered with urethane foam)



How to fit each parts after laundry.

**Breasts:** Put in the pocket at inside of the jacket. (Indicated with green line)

**Abdominal weight:** Zip the face of jacket open and put inside. (Indicated with blue line)

**Iron grain bags:** Put in 3 pocket of the jacket. (Indicated with red line)

---

KOKEN CO.,LTD <http://www.kokenmpc.co.jp>

1-4-14 Koraku, Bunkyo-ku, Tokyo 112-0004 JAPAN

Email: [customer@kokenmpc.co.jp](mailto:customer@kokenmpc.co.jp)